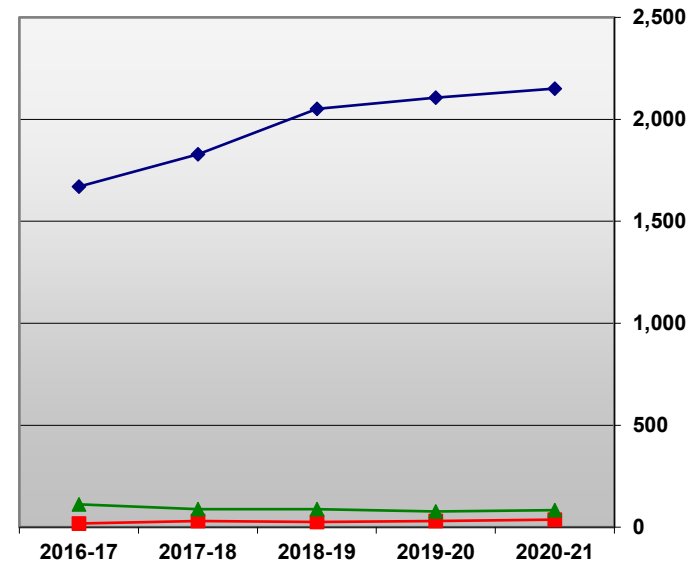
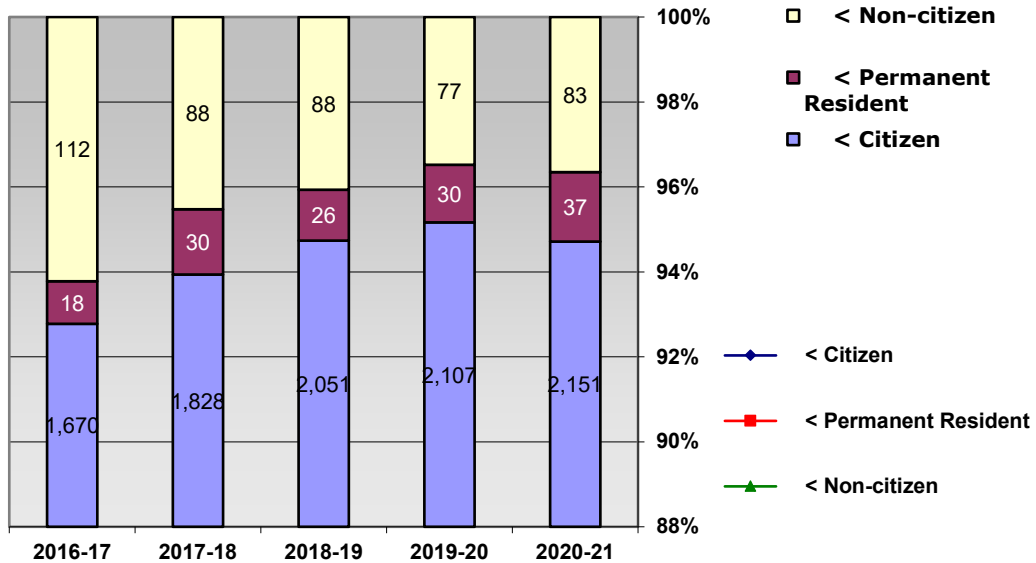


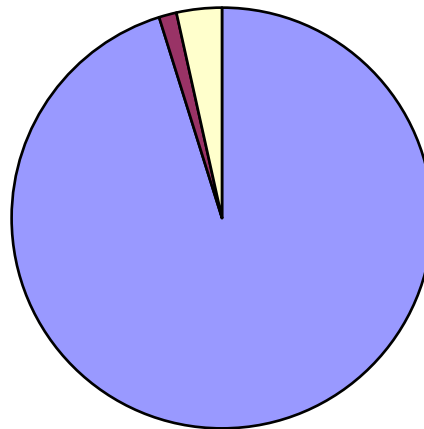
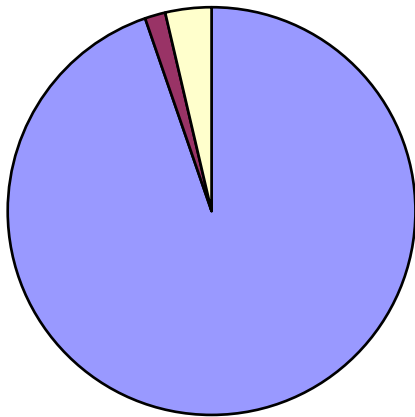
Regent University - Degrees Awarded

Year	2020-21		2019-20		2018-19		2017-18		2016-17	
Citizenship	q-ty	percentage	q-ty	percentage	q-ty	percentage	q-ty	percentage	q-ty	percentage
Citizen	2,151	94.72%	2,107	95.17%	2,051	94.73%	1,828	93.94%	1,670	92.78%
Permanent Resident	37	1.63%	30	1.36%	26	1.20%	30	1.54%	18	1.00%
Non-citizen	83	3.65%	77	3.48%	88	4.06%	88	4.52%	112	6.22%
Total Graduates	2,271	100.0%	2,214	100.0%	2,165	100.0%	1,946	100.0%	1,800	100.0%



2020-21

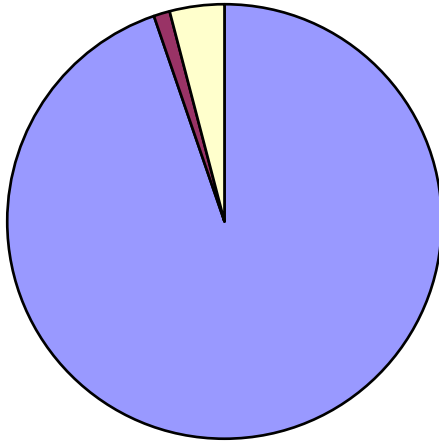
2019-20



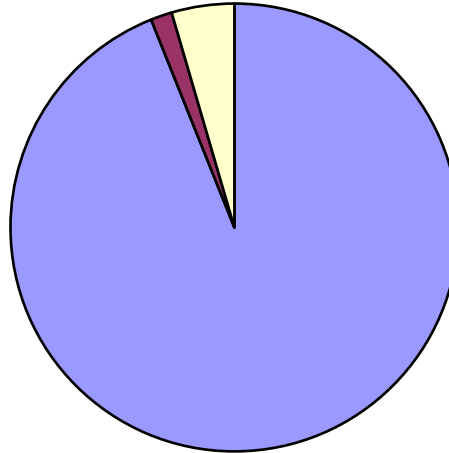
- < Citizen
- < Permanent Resident
- < Non-citizen

Regent University - Degrees Awarded

2018-19



2017-18



2016-17

