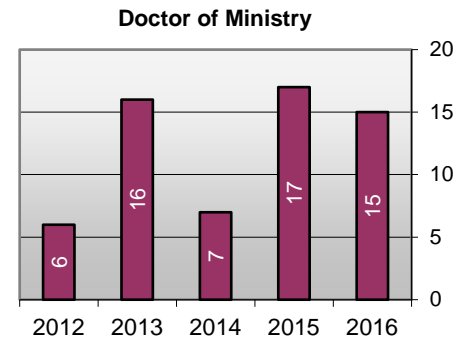
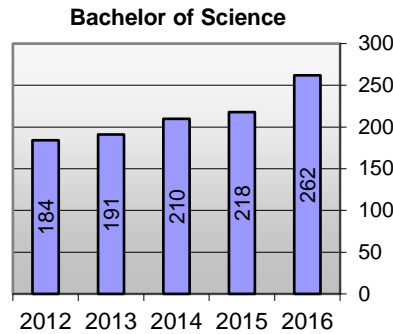
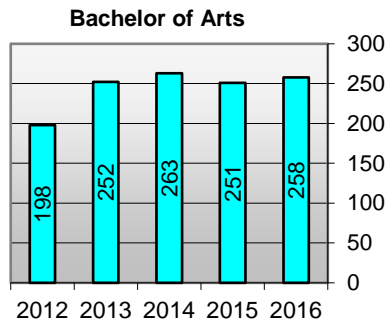
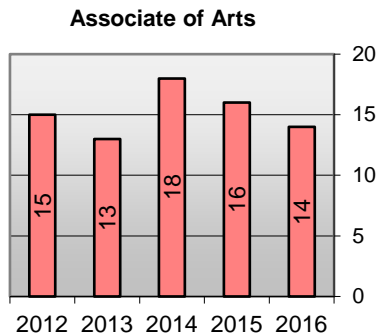


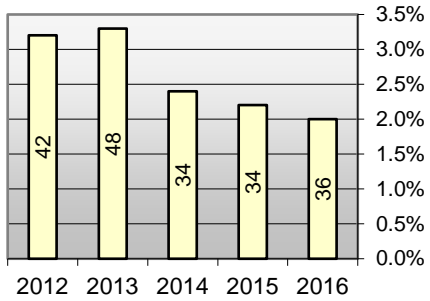
Regent University

Year	2016-17		2015-16		2014-15		2013-14		2012-13	
Degree	q-ty	percentage	q-ty	percentage	q-ty	percentage	q-ty	percentage	q-ty	percentage
■ Associate of Arts	14	0.8%	16	1.1%	18	1.3%	13	0.9%	15	1.1%
■ Bachelor of Arts	258	14.3%	251	16.5%	263	18.3%	252	17.3%	198	15.2%
■ Bachelor of Applied Science	4	0.2%								
■ Bachelor of Science	262	14.6%	218	14.3%	210	14.6%	191	13.1%	184	14.1%
■ Doctor of Ministry	15	0.8%	17	1.1%	7	0.5%	16	1.1%	6	0.5%
■ Doctor of Strategic Leadership	36	2.0%	34	2.2%	34	2.4%	48	3.3%	42	3.2%
■ Doctor of Education	20	1.1%	20	1.3%	16	1.1%	27	1.9%	18	1.4%
■ Juris Doctor	80	4.4%	85	5.6%	120	8.4%	115	7.9%	137	10.5%
■ Master of Laws	67	3.7%	7	0.5%	5	0.3%			1	0.1%
■ Master of Arts	423	23.5%	363	23.9%	287	20.0%	300	20.6%	309	23.7%
■ Master of Business Administration	62	3.4%	35	2.3%	43	3.0%	37	2.5%	34	2.6%
■ Master of Divinity	72	4.0%	70	4.6%	74	5.2%	81	5.6%	49	3.8%
■ Master of Education	274	15.2%	225	14.8%	203	14.1%	231	15.8%	191	14.6%
■ Master of Science	2	0.1%								
■ Master of Theological Studies	1	0.1%	26	1.7%	8	0.6%	8	0.5%		
■ Education Specialist	42	2.3%	15	1.0%	16	1.1%	17	1.2%	11	0.8%
■ Master of Fine Arts	23	1.3%	35	2.3%	30	2.1%	22	1.5%	24	1.8%
■ Master of Public Administration	12	0.7%	9	0.6%	7	0.5%	6	0.4%	1	0.1%
■ Master of Theology	36	2.0%	1	0.1%						
■ Doctor of Philosophy	78	4.3%	73	4.8%	79	5.5%	77	5.3%	68	5.2%
■ Doctor of Psychology	19	1.1%	22	1.4%	15	1.0%	18	1.2%	17	1.3%
Total Graduates	1,800	100.0%	1,522	100.0%	1,435	100.0%	1,459	100.0%	1,305	100.0%

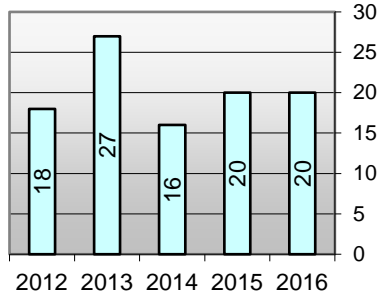


Regent University

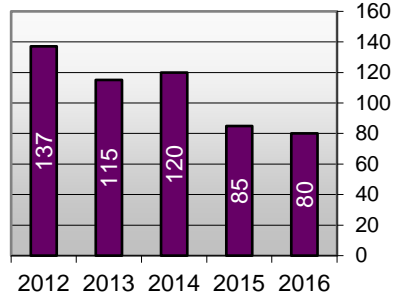
Doctor of Strategic Leadership



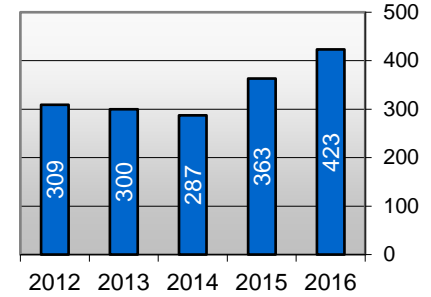
Doctor of Education



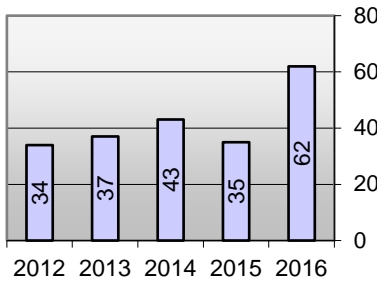
Juris Doctor



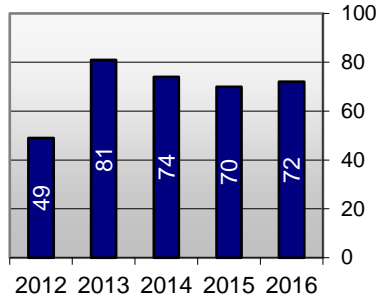
Master of Arts



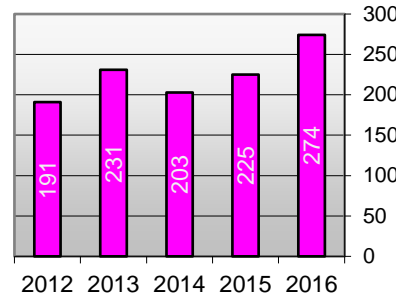
Master of Business Administration



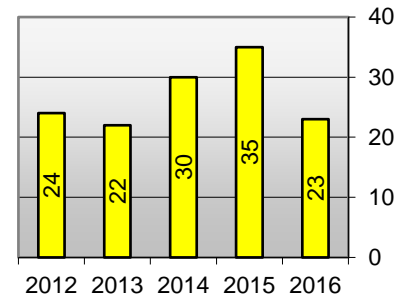
Master of Divinity



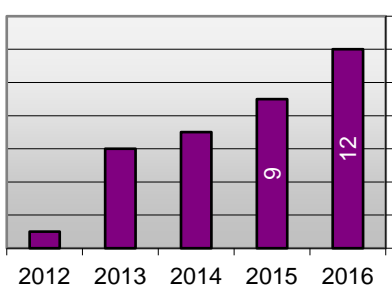
Master of Education



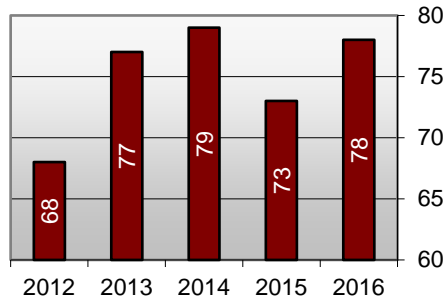
Master of Fine Arts



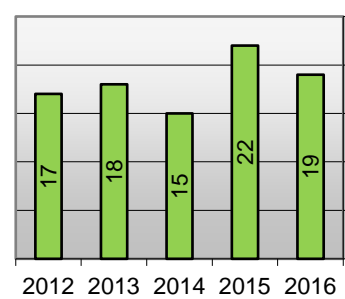
Master of Public Administration



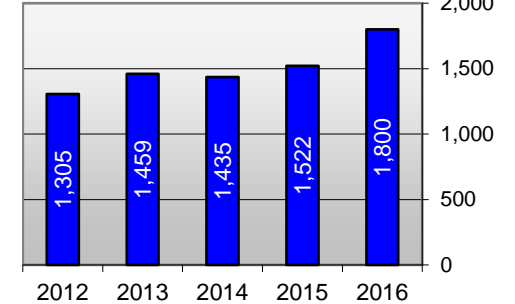
Doctor of Philosophy



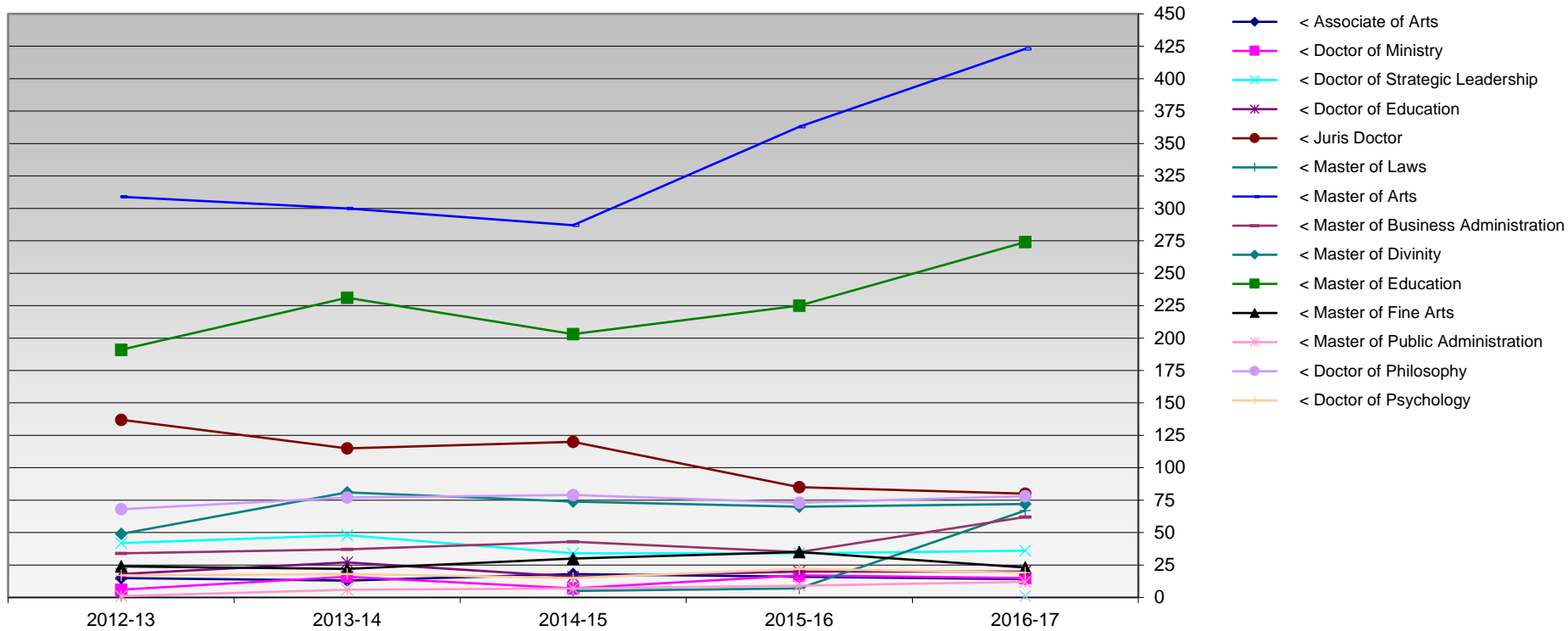
Doctor of Psychology



Total Degrees

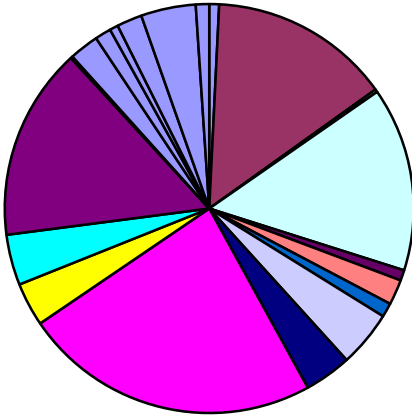


Regent University

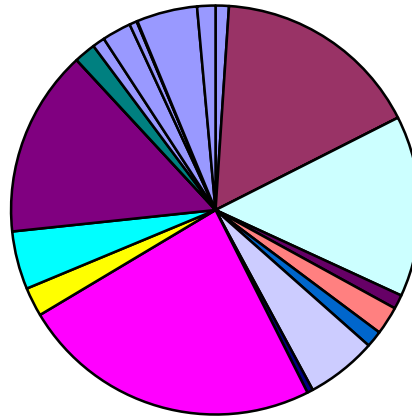


Regent University

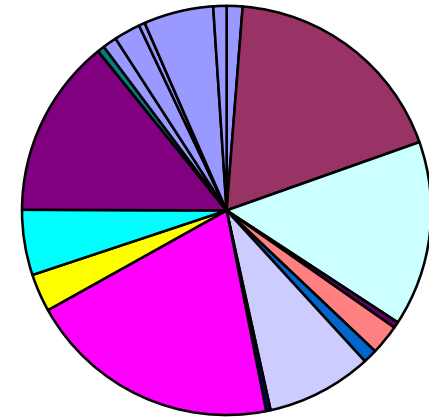
2016-17



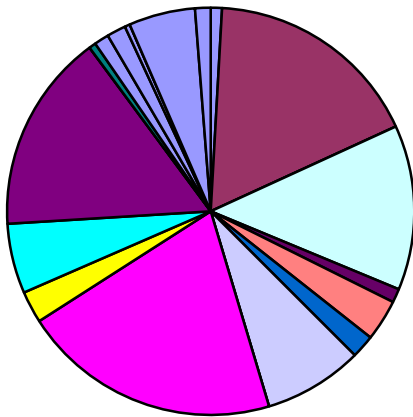
2015-16



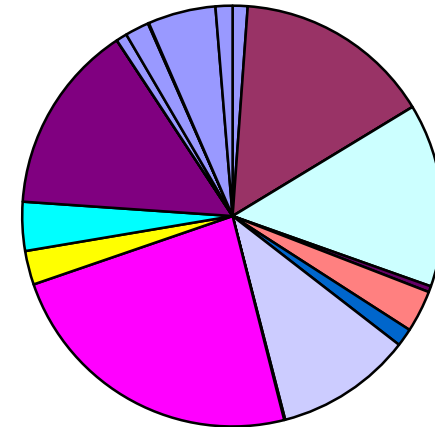
2014-15



2013-14



2012-13



- < Associate of Arts
- < Bachelor of Arts
- < Bachelor of Applied Science
- < Bachelor of Science
- < Doctor of Ministry
- < Doctor of Strategic Leadership
- < Doctor of Education
- < Juris Doctor
- < Master of Laws
- < Master of Arts
- < Master of Business Administration
- < Master of Divinity
- < Master of Education
- < Master of Science
- < Master of Theological Studies
- < Education Specialist
- < Master of Fine Arts
- < Master of Public Administration
- < Master of Theology